




# AUTOMATE

## APEX SB SERIES 3-AXIS TRAVERSING ROBOTS



### STANDARD FEATURES

- High-precision linear guide systems - enhanced motion and repeatability
- All-axis AC servo motor drive for enhanced in-mold and secondary positioning
- One (1) vacuum circuit and one (1) pressure circuits with verification
- End-of-arm tooling "quick-change" system - robot and EOAT side included
- Quick disconnects for electrical connections
- Telescoping vertical arm for low overhead clearance and enhanced speed
- Spare I/O - fourteen (14) inputs / fourteen (14) outputs
- SPI / Euromap 12
- Air requirement is: 80 PSI clean dry air
- Electrical requirement: 220 VAC, three phase, 60 hertz
- Available in operator or non-operator side unload configurations
- One (1) year parts warranty (excluding on-site labor / travel expenses)
- Two (2) year warranty on the hand-held pendant



### CONTROL FEATURES

- Fully end-user programmable - 8.4" graphical color touch-screen
- Windows® operating system
- AMD 500MHz CPU - 512MB DDR memory
- Compact flash memory
- Upload and download programs directly on the pendant
- Stores up to 10,000 programs
- Dual USB port equipped for additional off-line data storage and file transfer between like robots

### OPTIONAL FEATURES

- A-axis pneumatic wrist rotation for part/runner orientation
- Additional pressure and/or vacuum circuit(s)
- I/O expansion pack – up to 30 I/O
- Additional EOAT quick-change plates
- Euromap 67 interface
- Non-SPI interface



c/o ACS Automation  
2900 S 160th Street  
New Berlin, WI 53151 USA  
Tel. 262.641.3838 Fax 262.641.8651



**WHITLOCK/  
MATERIAL  
HANDLING**



**HEAT & COOL**



**BLEND &  
RECLAIM**



**NELMOR/  
GRANULATE**



**DOWNSTREAM  
EXTRUSION**



**AUTOMATE**



**SYSTEMS  
CONTRACTING**

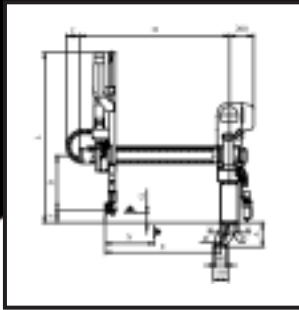


**SERVICE**

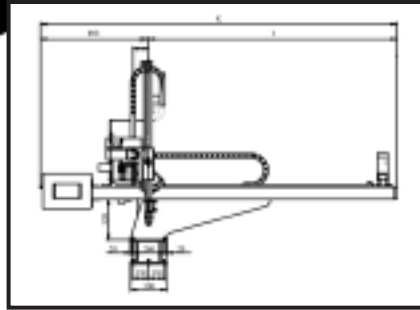


# AUTOMATE

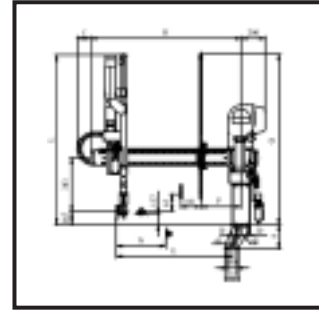
## APEX SB SERIES 3-AXIS TRAVERSING ROBOTS



Single-Arm



Single-Arm and Sub-Arm



Sub-Arm

### SINGLE STAGE SINGLE ARM SPECIFICATIONS (mm)

Model No.	B	C	D	E	F	G	H	I	K	L	N
SB-700	90	130	338	669	167	137	1000	1525	2941	1519	446
SB-900	90	130	338	789	167	137	1120	1765	3181	1719	566
SB-1200	90	130	338	909	167	137	1240	2005	3421	2019	686

### SINGLE-STAGE SUB ARM SPECIFICATIONS (mm)

Model No.	B	C	D	E	F	G	H	I	K	L	N	P	Q
SB-700S	90	130	338	669	167	137	1000	1525	2941	1519	446	170	1510
SB-900S	90	130	338	789	167	137	1120	1765	3181	1719	566	170	1710

### TELESCOPIC SINGLE ARM SPECIFICATIONS (mm)

Model No.	B	C	D	E	F	G	H	I	K	L	N	P	Q
SB-700T	69	190	410	676	140	110	1000	1525	2941	1200	284	195	1155
SB-900T	69	190	410	796	140	110	1120	1765	3181	1300	404	195	1255
SB-1200T	69	190	410	916	140	110	1120	1765	3181	1450	487	226	1405

### TELESCOPIC SUB ARM SPECIFICATIONS (mm)

Model No.	B	C	D	E	F	G	H	I	K	L	N	P	Q
SB-700TS	69	190	410	676	140	110	1000	1525	2941	1200	284	195	1155
SB-900TS	69	190	410	796	140	110	1120	1765	3181	1300	404	195	1255
SB-1200TS	69	190	410	916	140	110	1120	1765	3181	1450	487	226	1405

Model		Dry Cycle (sec.)		I.M.M. Range (tons)	Stroke (mm)				Max. Payload (lbs)	Net Weight (kgs)	Comp. Air Pressure
		Take-Out	Cycle		Strip		Vertical	Traverse			
					main	sub					
SB-700	Single-stage, single arm	1.2	9	80-200	446	-	664	-	1525	13.2 (sub arm 6.6)	230
SB-700S	Single-stage, sub arm				343	100	664	750			240
SB-700T	Telescopic, single arm				417	-	684	-			250
SB-700TS	Telescopic, sub arm				284	100	684	750			260
SB-900	Single-stage, single arm	1.3	10	200-450	566	-	864	-	1765	13.2 (sub arm 6.6)	235
SB-900S	Single-stage, sub arm				463	100	864	950			250
SB-900T	Telescopic, single arm				597	-	884	-			260
SB-900TS	Telescopic, sub arm				404	100	884	950			270
SB-1200	Single-stage, single arm	1.4	11	450-650	686	-	1164	-	2005	13.2 (sub arm 6.6)	240
SB-1200T	Telescopic, single arm				717	-	1184	-			265
SB-1200TS	Telescopic, sub arm				487	100	1184	1250			280

Power Source: AC 220V Single Phase



c/o ACS Automation  
 2900 S 160th Street  
 New Berlin, WI 53151 USA  
 Tel. 262.641.3838 Fax 262.641.8651

### ENGINEERING TOTAL PROCESS SOLUTIONS WITH INTEGRATED AEC EQUIPMENT

AEC is committed to a continuing program of product improvement.  
 ©2007 AEC, Inc.

Bulletin AA2-190.3

Specifications, appearances and dimensions are subject to change without notice.  
 Printed in USA